

Amarr® Lincoln

Value Steel Traditional Garage Doors




Long Panel design with Stockton DecraTrim in True White

Traditional style. Exceptional value. The Amarr Lincoln collection combines unique, yet timeless traditional designs and color options with the durability & strength of steel and conventional hardware. Along with 21 decorative window choices, this affordable collection delivers premium style at a competitive price. The Amarr Lincoln collection. A new tradition of style and value.



Short Panel design in Wicker Tan

Short Panel with Prairie DecraTrim (SP21)



Flush Panel (FP)



Long Panel with Cascade DecraTrim (LP23)



Ribbed Panel (RP)

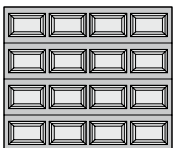


Short Panel with Heartland DecraGlass (SP70)

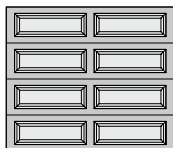


PANEL DESIGNS


SP • SHORT PANEL



LP • LONG PANEL



FP • FLUSH PANEL



RP • RIBBED PANEL*



*Available in Amarr Lincoln LI3000 only.

Amarr® Lincoln

Construction

Steel Exterior



Bottom Weather Seal

STEEL LI1000

Single-Layer: Steel

- Heavy-duty Exterior Steel
- Durable, Reliable, Low Maintenance

Steel Exterior Vinyl-Coated Polystyrene Insulation



Bottom Weather Seal

LI2000

Double-Layer: Steel + Insulation

- Heavy-duty Exterior Steel
- Durable, Reliable, Low Maintenance
- Environmentally Safe Polystyrene Thermal Insulation with Vinyl Backing
- Energy Efficient
- Quiet Operation

Steel Exterior Polystyrene Insulation



Steel Interior Bottom Weather Seal

LI3000

Triple-Layer: Steel + Insulation + Steel

- Heavy-duty Exterior and Interior Steel
- Durable, Reliable, Low Maintenance
- Environmentally Safe Polystyrene Thermal Insulation
- Superior Energy Efficiency
- Extra Quiet Operation

Specifications



	AMARR LINCOLN LI1000	AMARR LINCOLN LI2000	AMARR LINCOLN LI3000
PANEL DESIGNS			
Short	•	•	•
Long	•	•	•
Flush [Steel Embossment]	Stucco	Stucco	Woodgrain
Ribbed			•
INSULATION¹		Polystyrene	Polystyrene
R-VALUE²		6.64	9.05
DOOR THICKNESS	2" [5.1cm]	2" [5.1cm]	2" [5.1cm]
STEEL THICKNESS	25 ga	25 ga	27/27 ga
INSULATED GLASS OPTION			Clear only
WIND LOAD³ AVAILABLE	•	•	•
PAINT FINISH WARRANTY⁴	15 Years	25 Years	Lifetime
WORKMANSHIP/HARDWARE WARRANTY⁴	1 Year	2 Years	3 Years

¹ Insulation has passed self-ignition, flamespread and smoke developed index fire testing.

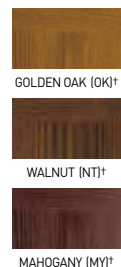
² Calculated door section R-value is in accordance with DASMA TDS-163.

³ It is your responsibility to make sure your garage door meets local building codes.

⁴ For complete warranty details, visit amarr.com or contact your local Amarr dealer.

Colors

Amarr steel doors are pre-painted; for custom colors, exterior latex paint must be used. Visit amarr.com for instructions on painting. Actual paint colors may vary from samples shown.



Amarr Color Zone¹
Over 500 factory-applied colors. Visit a Sherwin-Williams store to select the SnapDry™ paint color of your choice.



*August 2018; available in Amarr Lincoln Flush Panel LI1000/LI2000. Lincoln LI3000 available in all colors.

Woodgrain finishes are dual directional for all panel designs.

¹Price upcharge applies.

Door specifications and technical data subject to change without notice.

Sectional door products from Entrematic may be the subject of one or more U.S. and/or foreign, issued and/or pending, design and/or utility patents.

Entrematic and Amarr as words and logos are trademarks owned by Entrematic Group AB or companies within the Entrematic Group.

©Entrematic Group AB 2018. All rights reserved. Printed in USA Form #6770618/30M/GVS


Glass Options

CLEAR (C)




3/32" [0.24cm] Single Strength

OBSCURE (O)



FROST (WF)



DARK TINT (WD)



DecraTrim Window Inserts

Available with Clear, Obscure, Frost or Dark Tint glass.

SHORT PANEL

NO INSERT



STOCKTON (20)



PRAIRIE (21)



CATHEDRAL (22)



CASCADE (23)



WATERFORD (25)



WAGON WHEEL (26)



SUNRAY (27)



FULL SUNRAY (28) Available for 16', 17' and 18' only.



FIVE PIECE SUNRAY (29) for 10' door (True White only)



LONG PANEL

NO INSERT



STOCKTON (20)



PRAIRIE (21)



CATHEDRAL (22)



CASCADE (23)



MOONLITE (24)



WATERFORD (25)



WAGON WHEEL (26)



SUNRAY (27)



THAMES (30)



ARCHED THAMES (31)



FULL SUNRAY (28) Available for 15'6", 15'8", 16', 17' and 18' only.

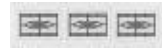


DecraGlass™ Windows

Tempered obscure glass with baked-on ceramic designs.

SHORT PANEL

VICTORIAN (54)



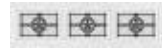
RIVIERA (55)*




CHALET (56)



AMERICANA (57)



HEARTLAND (70)



MISSION (71)



PRAIRIE (72)†



JARDIN (75)




TRELLIS (76)



LONG PANEL


VICTORIAN (54)



RIVIERA (55)*



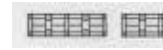
CHALET (56)



AMERICANA (57)



HEARTLAND (70)




MISSION (71)



PRAIRIE (72)†



JARDIN (75)



TRELLIS (76)



* Clear glass with printed frost pattern.
† Obscure glass with v-groove.

ENTREMATICS

Entrematic
165 Carriage Court
Winston-Salem, NC 27105
800.503.D00R
www.amarr.com



YOUR LOCAL AMARR DEALER: